



Série Correr Perimetral

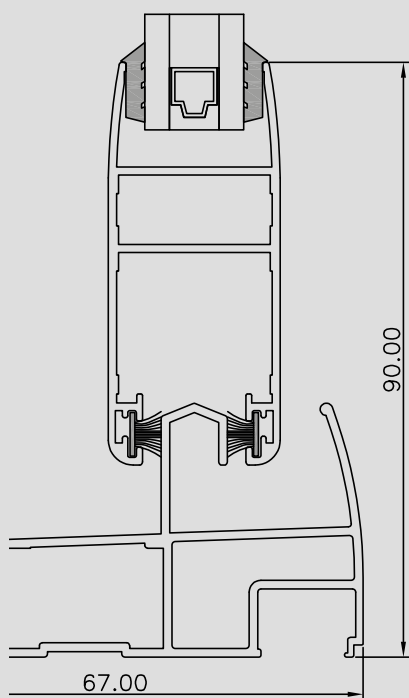
CARACTERÍSTICAS

Sistema de correr com possibilidade de corte perimetral no aro fixo e móvel.
Perfis de extrusão de liga 6063.
Espessura geral 1,4 mm.
Envidraçamento com juntas em EPDM
União entra juntas por pelúcia ou silicone.
Esquadros de união em alumínio.
Esquadros de alinhamento em aço Inox e Zamak.
Profundidade do aro fixo 80 mm.
Profundidade do aro móvel 27,7 mm.
Aplicação de diversos tipos de fechos com ou sem chave.
Possível aplicação de fechadura de Três pontos.

SISTEMA DOMO PV PV80PI

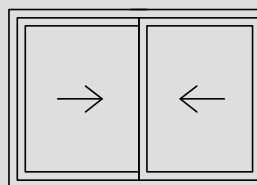
Janela de correr de duas folhas com medidas $\leq 5,6 \text{ m}^2$

Envidraçado 6/10/4 B.E.


































Resistência ao vento	Classe B3
Permeabilidade ao ar	Classe 3
Estanquidade à água	8A
Substâncias perigosas	NPD
Capacidade de suporte de carga dos dispositivos de segurança	
Prestações acústicas	29 (-1,-2)
Coefficiente térmico (Uw)	4,0 W/m ² K





















Obs: Com base em ensaios realizados por laboratório acreditado / EN 14351-1 LGAJ Technological Center, S.A (APPLUS) Organismo Notificado Nº0370.

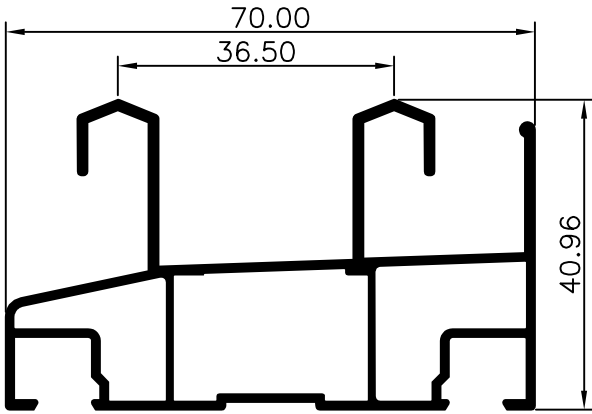


Janela de Correr

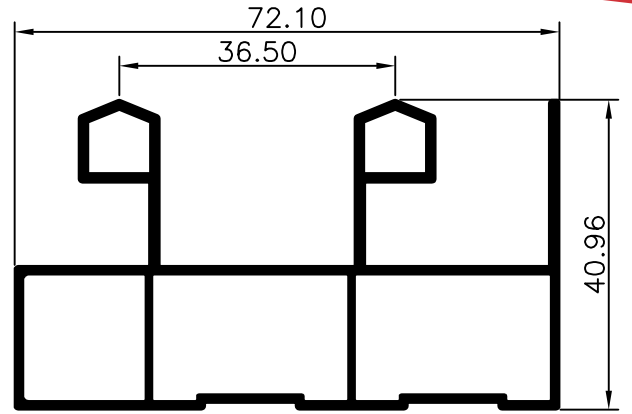
Referência	Perfis	Descrição	Inércia Ix cm ⁴	Inércia Iy cm ⁴
Y.102		Soleira 49 mm		
Y.103		Soleira 90 mm		
Y.134		Soleira 148 mm		
40I.2022		Travessa Janela PV40I	6.3427	7.0435
40I.2023		Travessa Porta PV40I	7.5707	12.7711
45I.2121		Travessa Janela PV45I	7.5951	9.1396
45I.2123		Travessa Porta PV45I	10.9040	13.9805
85RI.2605		Tampa		
B90.2801		Bite Curvo 11.5 mm		
B90.2802		Bite Curvo 14 mm		
B90.2803		Bite Curvo 17.5 mm		
B90.2804		Bite Curvo 22.5 mm		
B90.2805		Bite Curvo 29 mm		
B90.2806		Bite Recto 11.5 mm		
B90.2807		Bite Recto 14 mm		
B90.2808		Bite Recto 17.5 mm		
B90.2809		Bite Recto 22.5 mm		
B90.2810		Bite Recto 29 mm		
B90.2811		Bite Mola 11.5 mm		
B90.2812		Bite Recto 35 mm		
B90.2813		Bite Curvo 35 mm		
B90.2819		Bite Mola 17.5 mm		

Referência	Perfis	Descrição	Inércia Ix cm ⁴	Inércia Iy cm ⁴
B90.2820		Bite Mola 22.5 mm		
B90.2821		Bite Mola 14 mm		
B90.2822		Bite Mola 29 mm		
B90.2823		Bite Mola 35 mm		
B90.2824		Bite Curvo 25.7 mm		
B90.2825		Bite Mola 25.7 mm		
B90.2826		Bite Recto 9 mm		
80PI.3204		Móvel 10mm	2.4286	7.0743
80PI.3205		Móvel Lateral Simples 10mm	3.4186	8.4225
80PI.3206		Móvel Central Simples 10mm	4.2097	6.7420
80PI.3214		Móvel	2.3270	5.8923
80PI.3215		Móvel Lateral	3.3174	7.0568
80PI.3216		Móvel Central	4.0914	5.6035
80PI.3224		Móvel Simples 8mm	2.4342	7.2638
80PI.3225		Móvel Lateral Simples 8mm	3.4242	8.6439
80PI.3226		Móvel Central Simples 8mm	4.2181	6.9264
80PI.3305		Móvel Perimetral	3.6252	9.0957
80PI.3306		Móvel Perimetral normal	3.6867	10.4027
80PI.3307		Móvel Perimetral recta	3.7037	9.1300
80PI.3310		União para Fixos	0.0093	9.9997
80PI.3322		Fixo Perimetral de 80mm	6.7861	27.8373
80PI.3323		Fixo de 80 mm	5.0421	22.6407

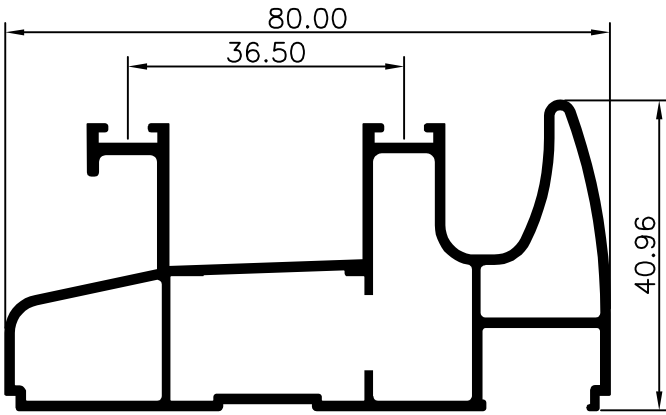
Referência	Perfis	Descrição	Inércia Ix cm ⁴	Inércia Iy cm ⁴
80PI.3324		Fixo Monocarril	4.0579	7.9411
80PI.3331		Fixo Perimetral	7.0618	26.8603
80PI.3332		Fixo	4.9838	21.0361
80PI.3333		Soleira de Condensação	1.0624	30.7254
80PI.3334		Reforço	2.0219	6.6894
80PI.3335		Fixo Perimetral 70 mm	6.1952	19.7805
80PI.3336		Fixo Curvo 70 mm	5.5472	16.5983
80PI.3337		Fixo Recto 70 mm	4.7692	16.4529
80PI.3339		Perfil de Engate Móveis	1.2327	1.5690
80PI.3340		Canto	15.3811	15.3811
80PI.3341		Adaptador Carril Triplo	3.9971	4.9973
80PI.3342		Fixo	4.938	20.6319
80PI.3345		Fixo Perimetral 60 mm	4.5311	12.3200
80PI.3346		Fixo 60 mm	3.7613	11.0410
80PI.3347		Móvel Perimetral	2.9826	6.2073
80PI.3348		Perfil de Engate Perimetral 57mm	1.2941	1.3890
80PI.3351		Fixo Perimetral	7.6854	28.2543
80PI.3353		Fixo Perimetral 72 mm	7.4721	23.3839
80PI.3361		Fixo Perimetral Rolam. Postiço	7.0601	28.0969
80PI.3362	.	Guia de Rolamento		
Y.3412		Goteira		



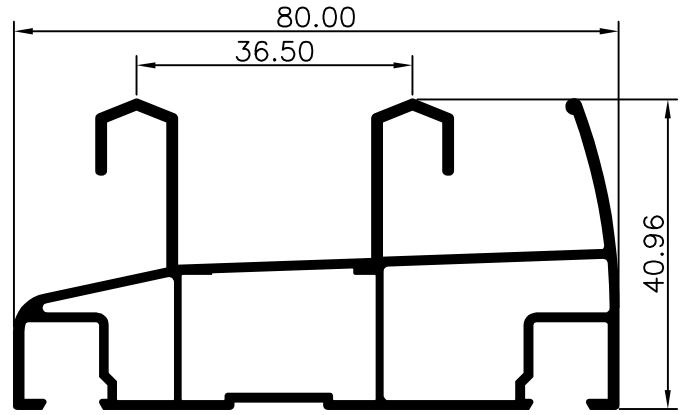
80I3335



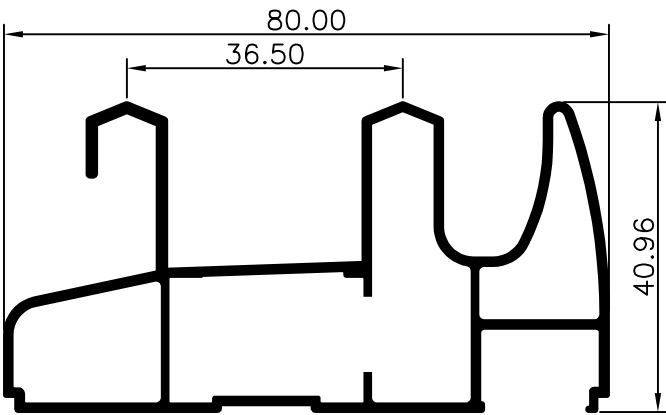
80I3353



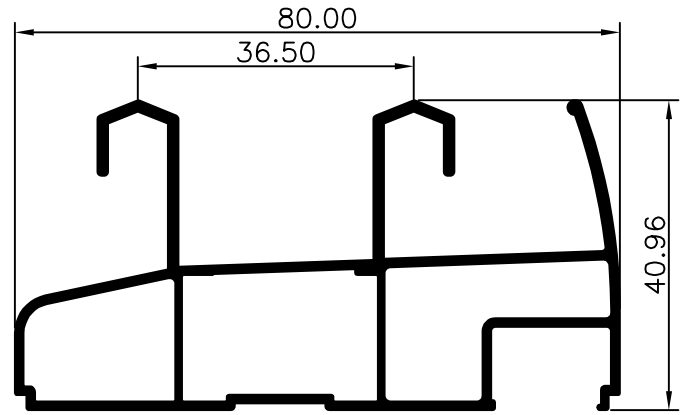
80I3361



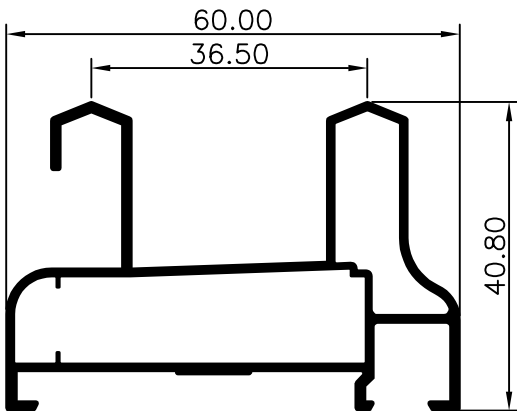
80I3322



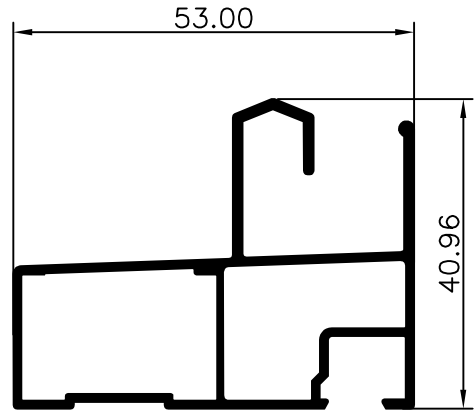
80I3351



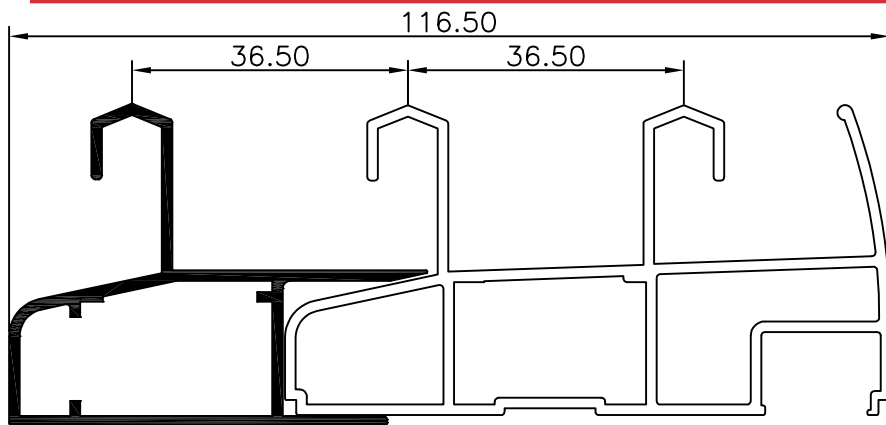
80I3331



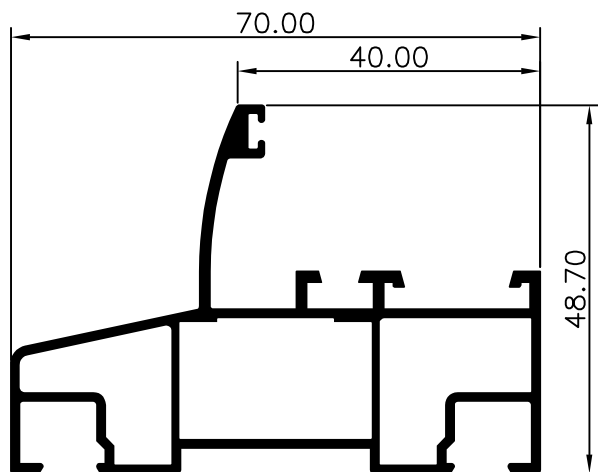
80I3345



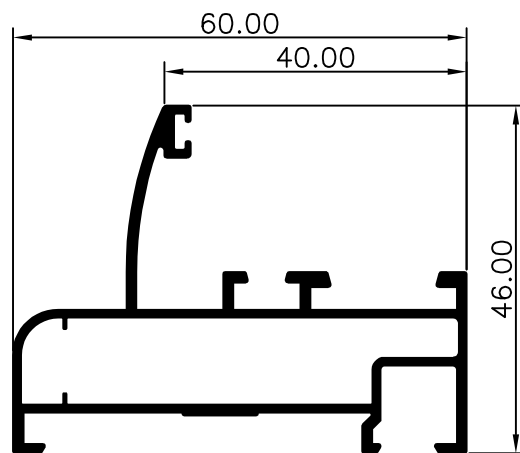
80I3324



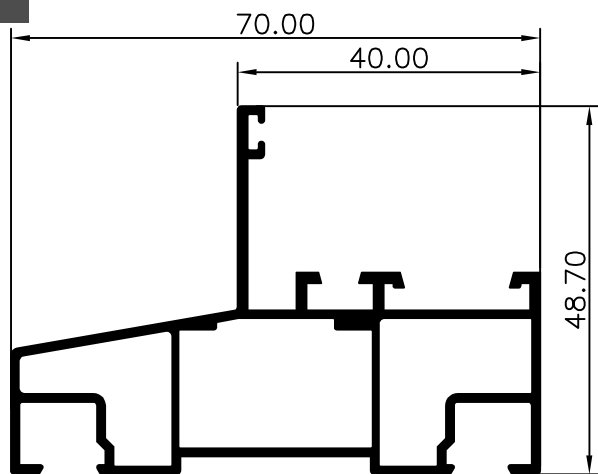
80I3341



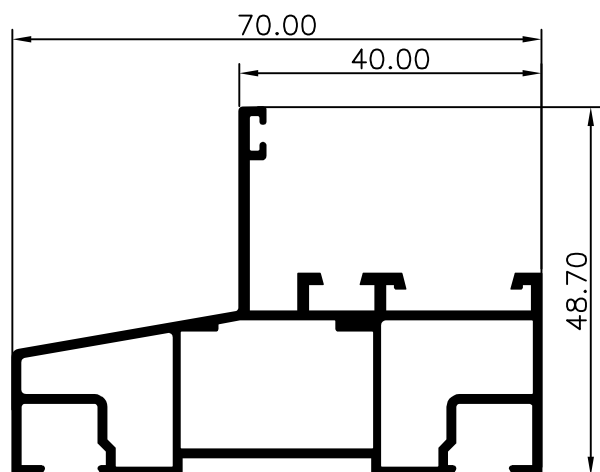
80I3336



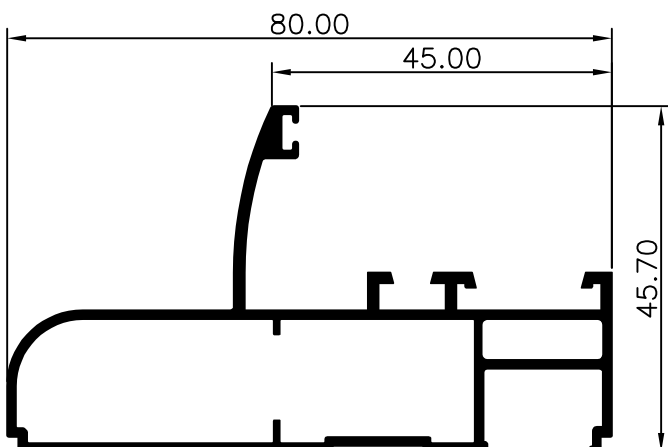
80I3346



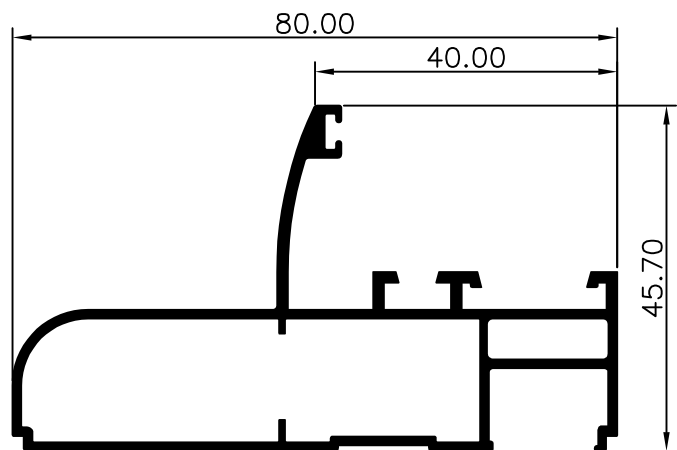
80I3337



80I3323

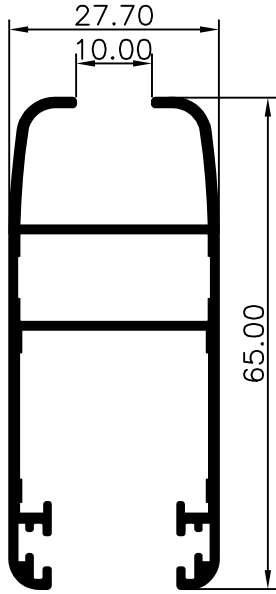


80I3332

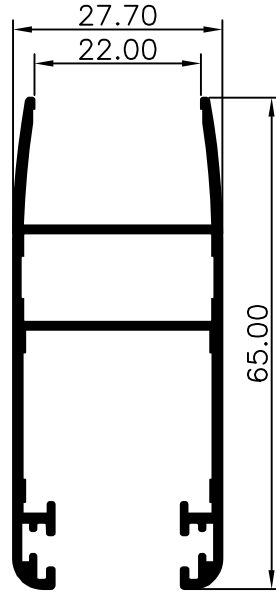


80I3342

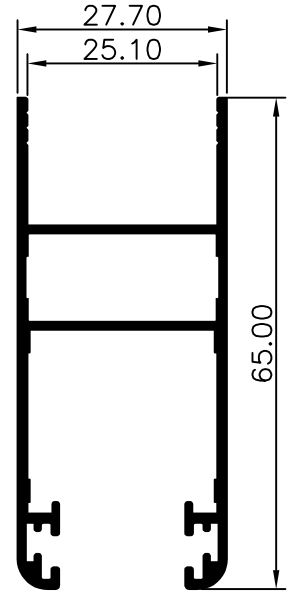
110



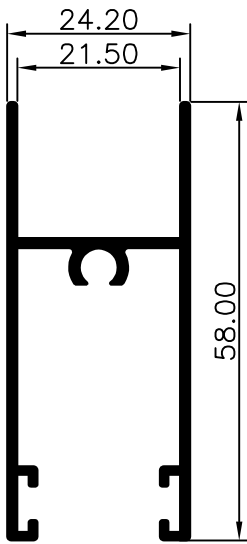
80I3306



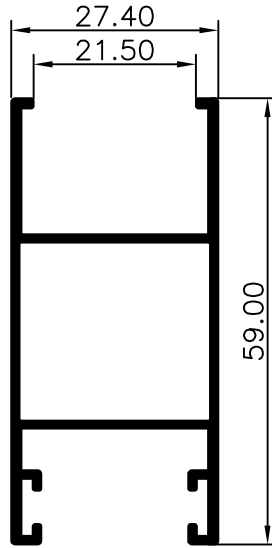
80I3305



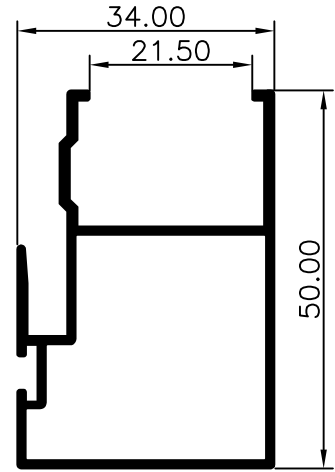
80I3307



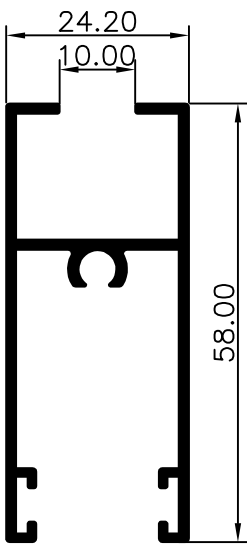
80I3214



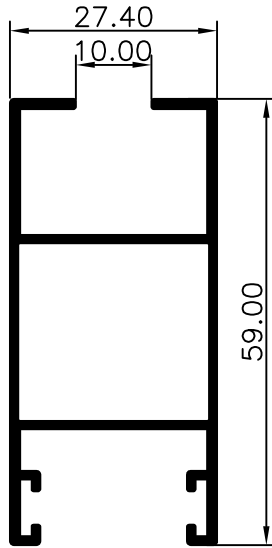
80I3215



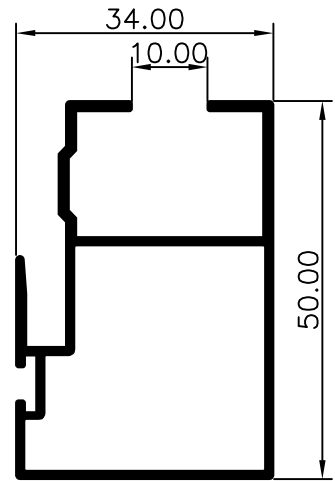
80I3216



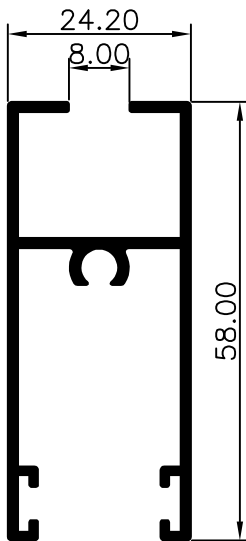
80I3204



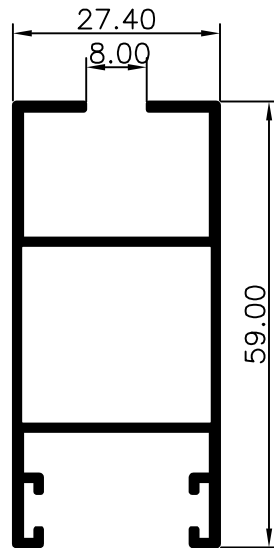
80I3205



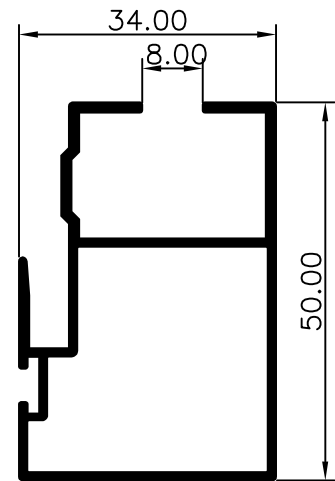
80I3206



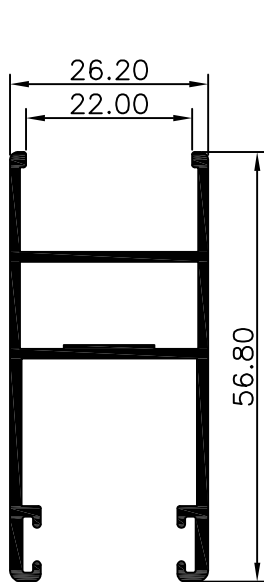
80I3224



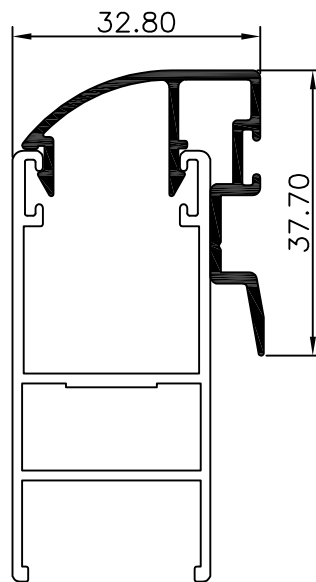
80I3225



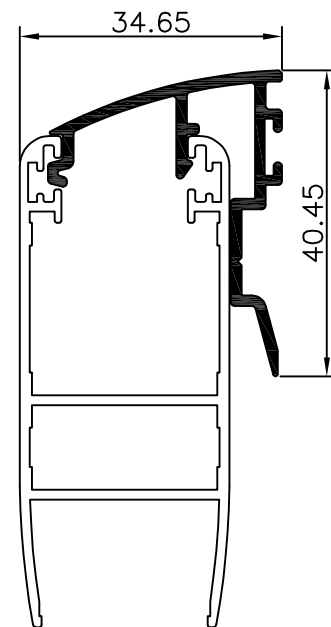
80I3226



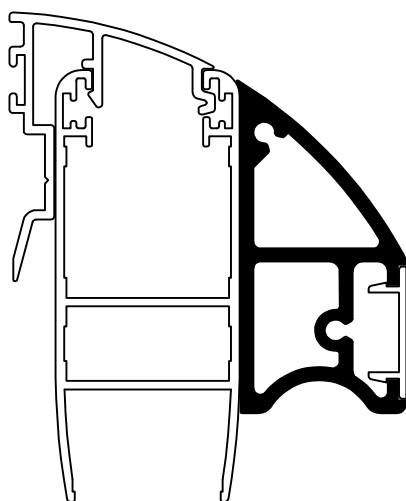
80I3347



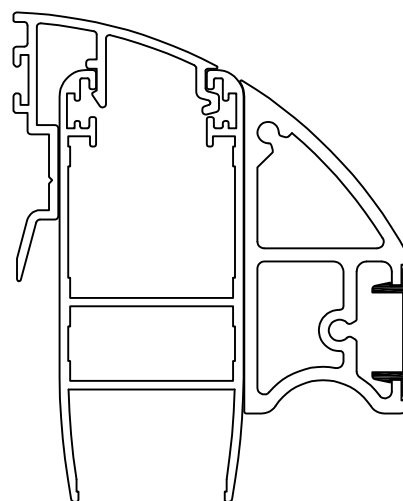
80I3348



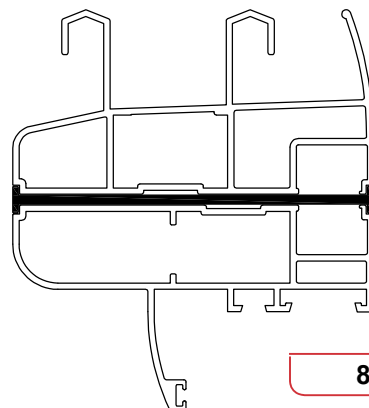
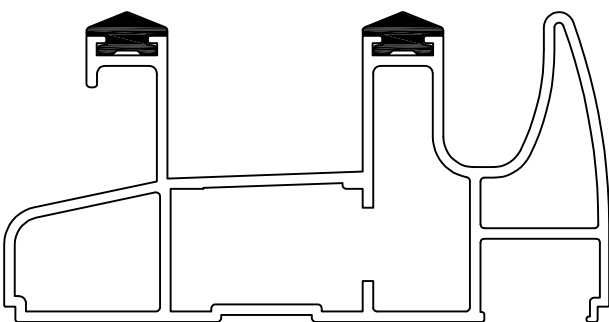
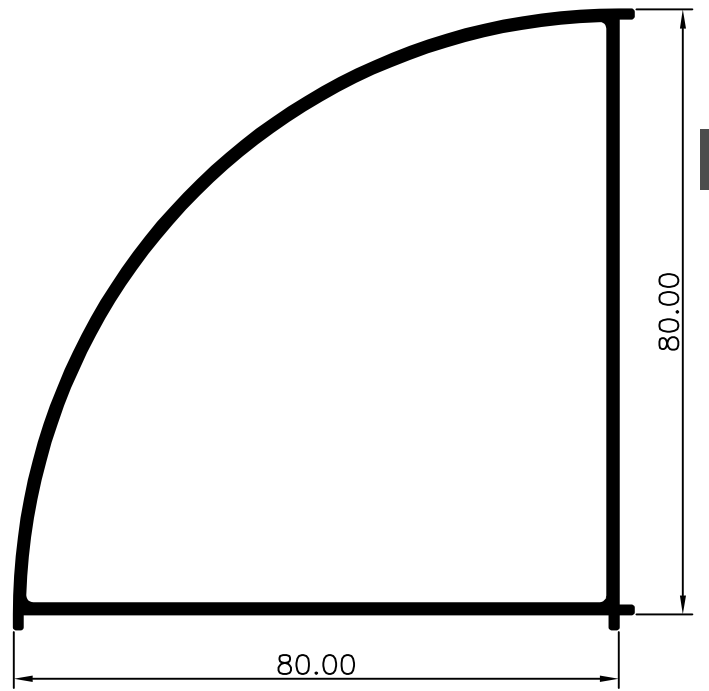
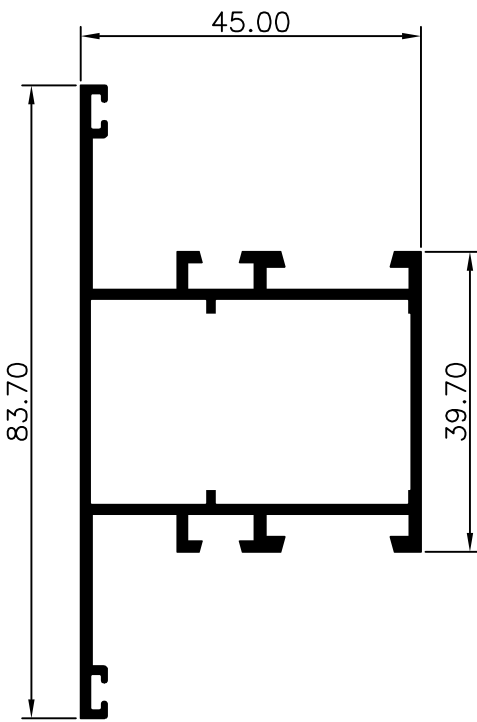
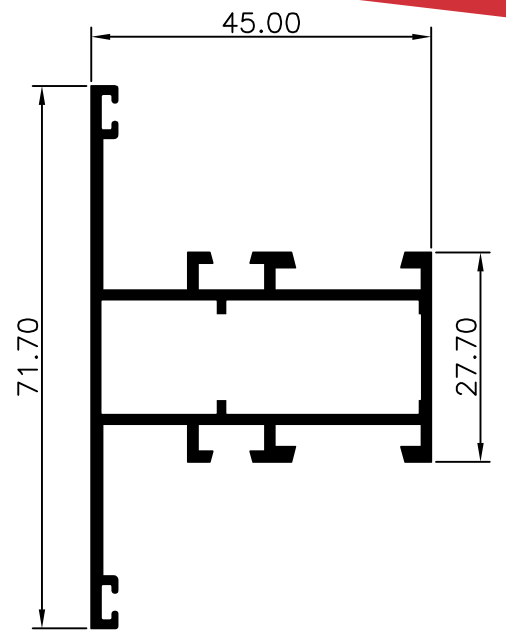
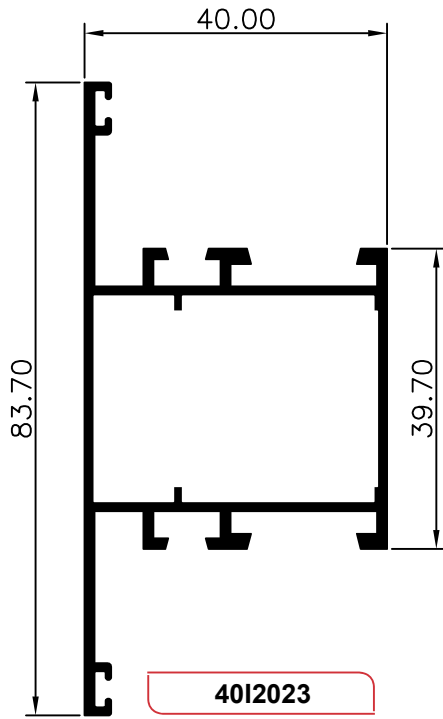
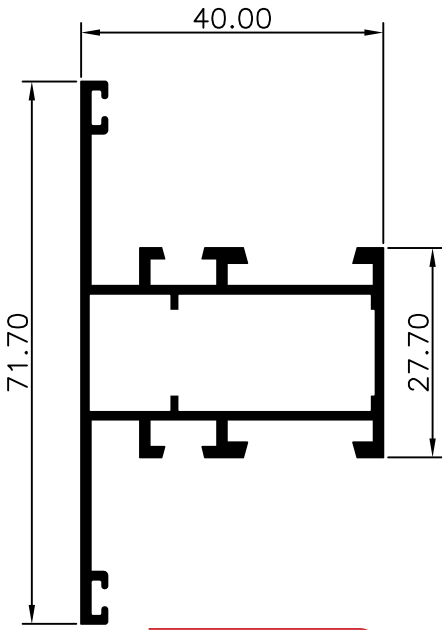
80I3339

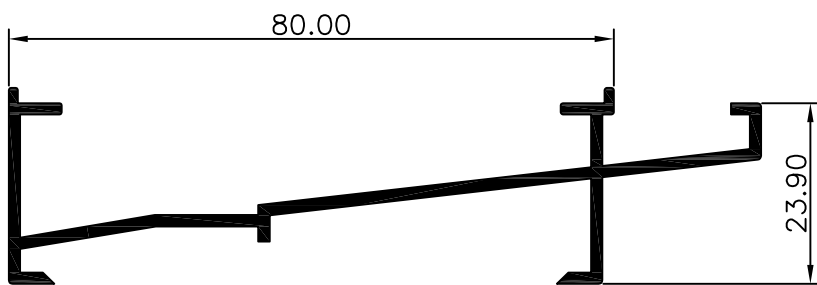


80I3334

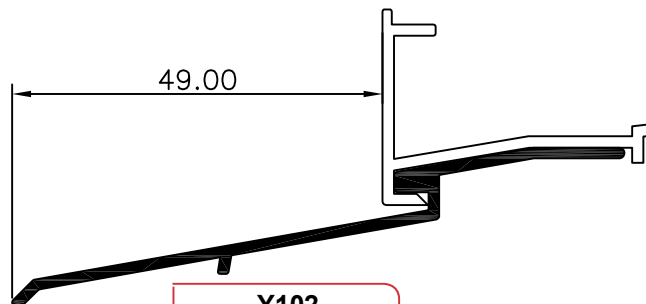


85RI2605

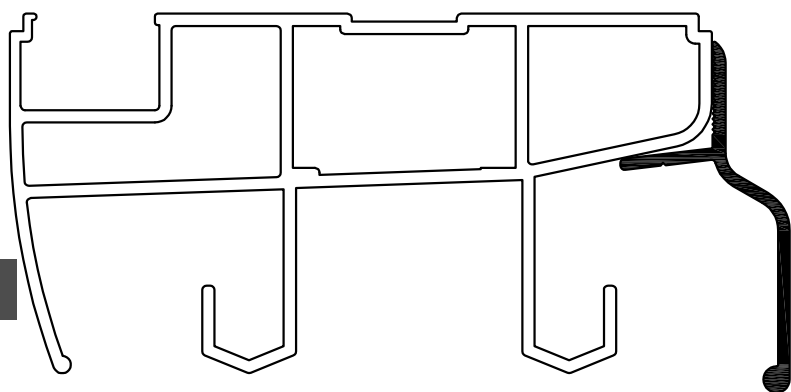




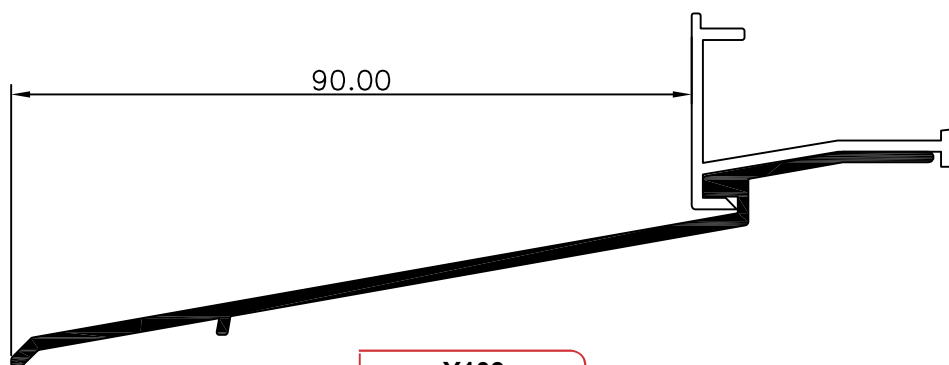
80I3333



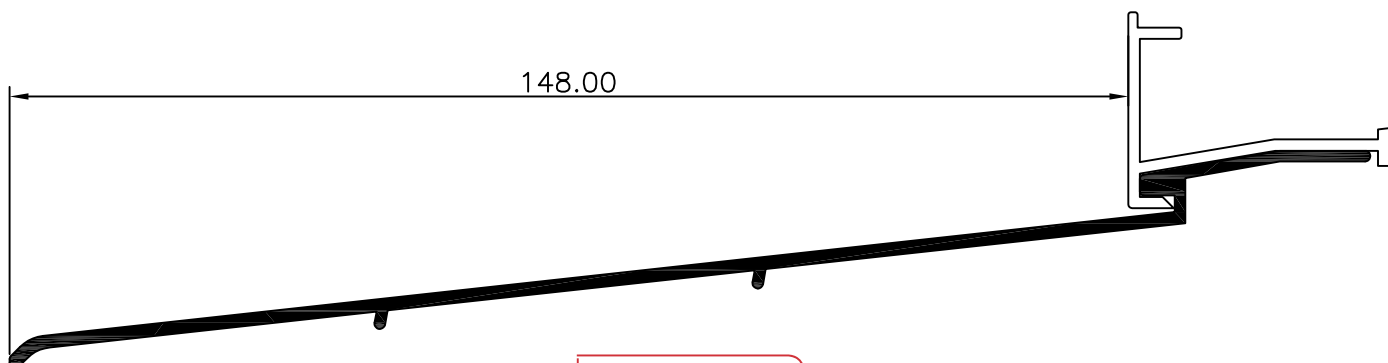
Y102



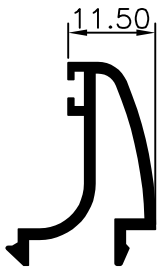
Y3412



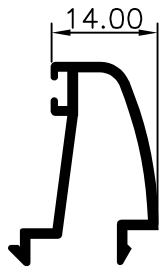
Y103



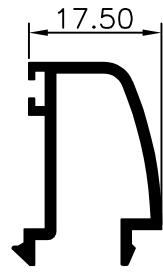
Y134



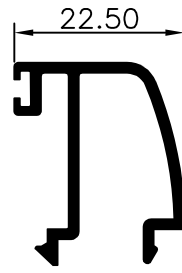
B2801




B2802



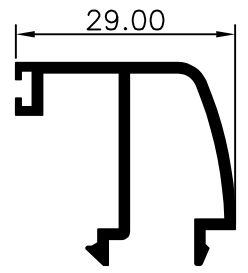
B2803



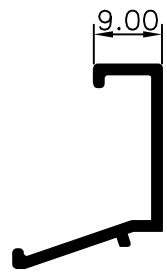
B2804




B2824



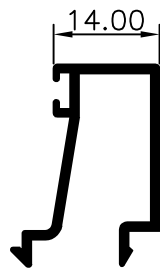
B2805



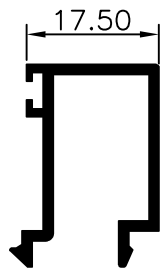
B2826




B2806



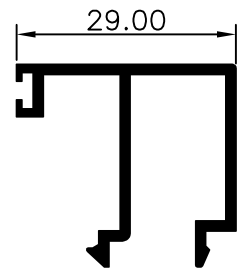
B2807



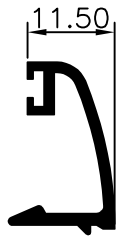
B2808



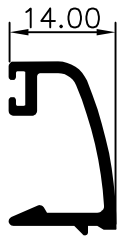
B2809



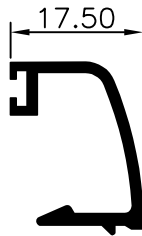
B2810



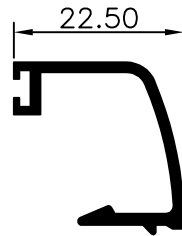
B2811



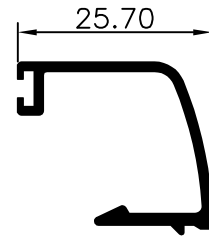
B2821



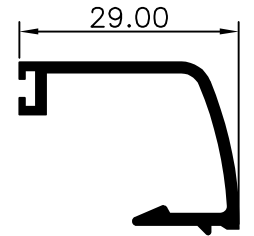
B2819



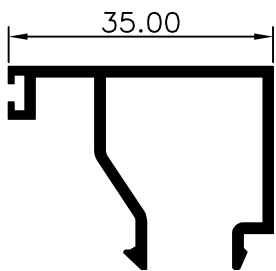
B2820



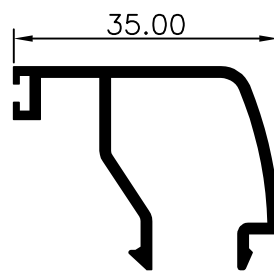
B2825



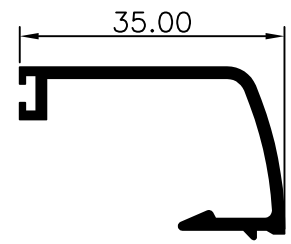
B2822



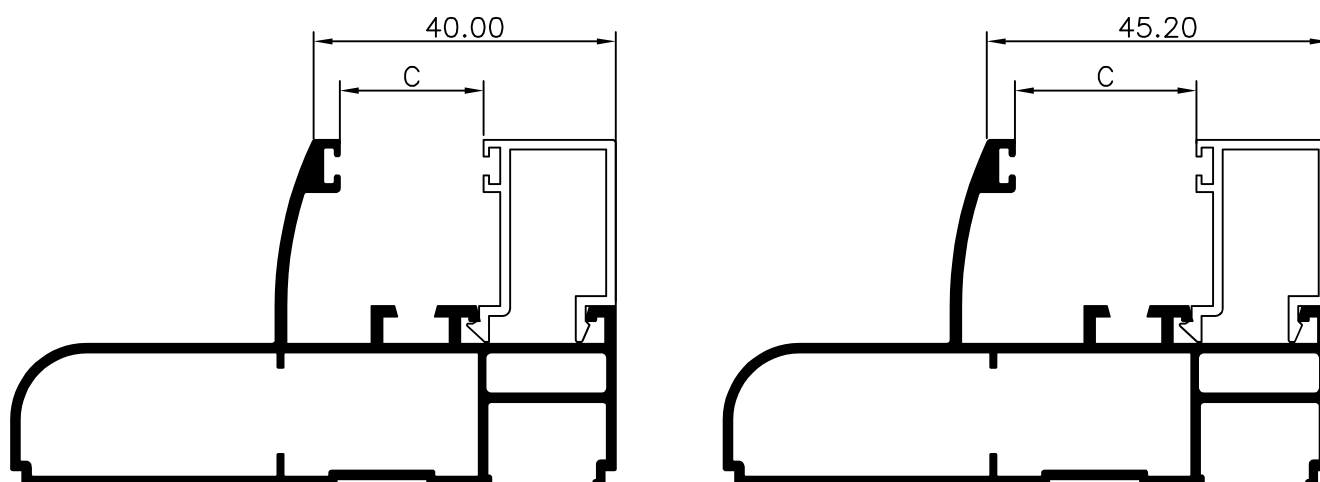
B2813



B2812



B2823

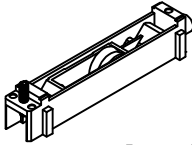
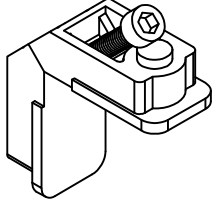
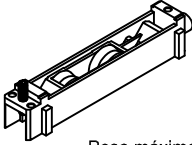
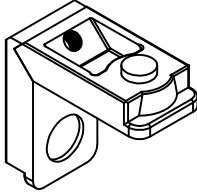


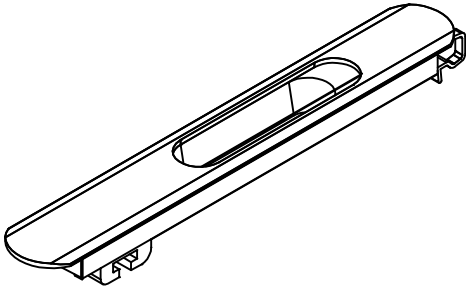
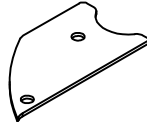
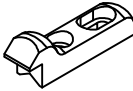
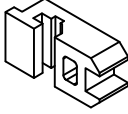


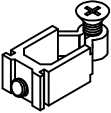
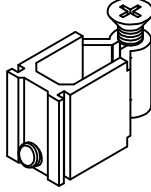

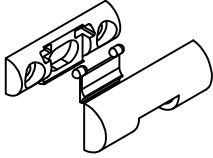
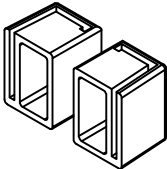
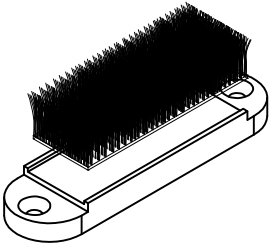
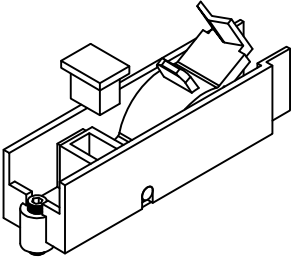
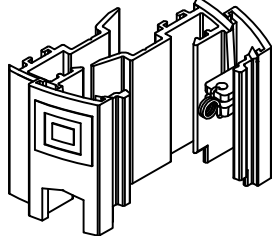
Para Fixos e Travessas

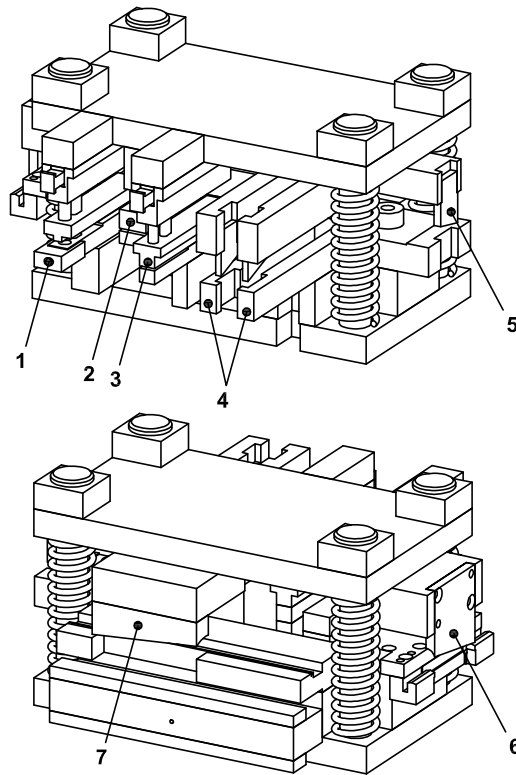
Bite		Caixa (C)	Bite		Caixa (C)
Recto	B2826 (9mm)	26.5 mm	Recto	B2826 (9mm)	31.5 mm
Curvo	B2801 (11.5mm)	24 mm	Curvo	B2801 (11.5mm)	29 mm
Recto	B2806 (11.5mm)	24 mm	Recto	B2806 (11.5mm)	29 mm
Curvo	B2802 (14mm)	21.5mm	Curvo	B2802 (14mm)	26.5 mm
Recto	B2807 (14mm)	21.5mm	Recto	B2807 (14mm)	26.5 mm
Curvo	B2803 (17.5mm)	18 mm	Curvo	B2803 (17.5mm)	23 mm
Recto	B2808 (17.5mm)	18 mm	Recto	B2808 (17.5mm)	23 mm
Curvo	B2804 (22.5mm)	13 mm	Curvo	B2804 (22.5mm)	18 mm
Recto	B2809 (22.5mm)	13 mm	Recto	B2809 (22.5mm)	18 mm
Curvo	B2824 (26mm)	9.5 mm	Curvo	B2824 (26mm)	14.5 mm
Curvo	B2805 (29mm)	6.5 mm	Curvo	B2805 (29mm)	11.5 mm
Recto	B2810 (29mm)	6.5 mm	Recto	B2810 (29mm)	11.5 mm
			Curvo	B2813 (35mm)	5.5 mm
			Recto	B2812 (35mm)	5.5 mm

Bites Mola para Bites Curvos

Bites Curvos						
B2801	B2802	B2803	B2804	B2805	B2813	B2824
B2811	B2821	B2819	B2820	B2822	B2823	B2825
Bites Mola						

 <p>Ref. PVRL-1007 Rolamento Simples</p> <p>Peso máximo admissível: - Por Rolamento 40Kg - Por Folha 80Kg</p>	 <p>Ref. PVE-1005 Esquadro 24x14</p>
 <p>Ref. PVRL-1006 Rolamento Duplo</p> <p>Peso máximo admissível: - Por Rolamento 75Kg - Por Folha 150Kg</p>	 <p>Ref. PVE-1018 Esquadro 24x10.5</p>
 <p>Ref. PVST-1002 Stop-Fine 7x7</p>	 <p>Ref. PVER-1005 Esquadro de Alinhamento 15x5x0.8</p>
<p>Ref. PVF-1042P</p> 	 <p>Ref. PVCJ-1032P CONJUNTO TAMPA P/3404</p>
	 <p>Ref. PVG-1002 GANCHO FECHO LAT.FIXO</p>
	 <p>Ref. PVG-1001 GANCHO FECHO LAT.MÓVEL</p>


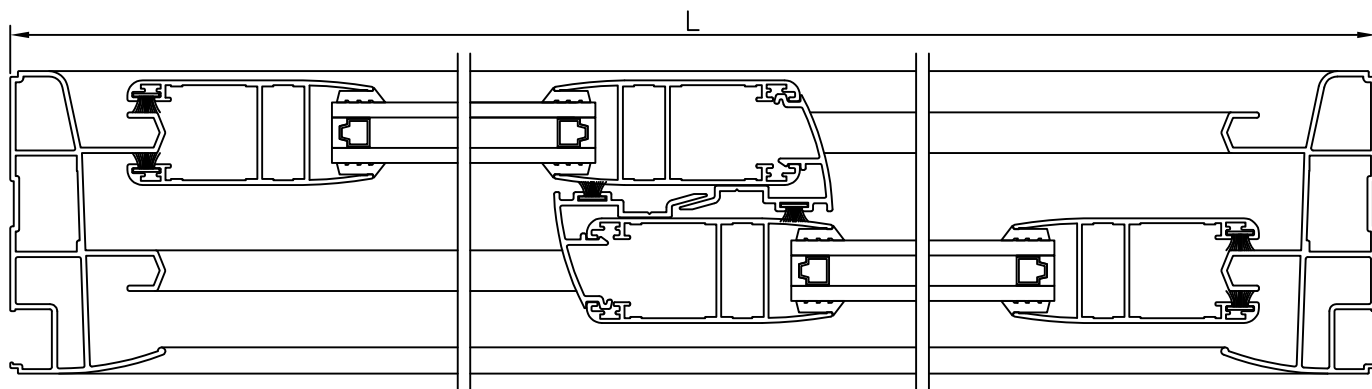
 <p>Ref. PVU-1006 União Pequena 14x18</p>	 <p>Ref. PVU-1005 União Grande 25x18</p>
 <p>Ref. PVML-1002 Mola para Bites Redondos</p>	 <p>Ref. PVGT-1005P Goteira com Valvula</p>
 <p>Ref. PVCJ-1036P Conjunto Topo Soleira</p>	
<p>Ref. PVK-1038 Kit Guia 80P</p>   	











<p>1.- MECANIZAÇÃO ESQUADRO.</p>	<p>2.- MEC. ESQUADRO FOLHA SEM RPT.</p>
<p>3.- MECANIZAÇÃO ESQUADRO PERFIS:</p>	<p>4.- MECANIZAÇÃO GOTEIRA NA CÂMARA.</p>
<p>5.- MECANIZAÇÃO GOTEIRA NO CARRIL.</p>	<p>6.- MECANIZAÇÃO ALOJAMENTO GATILHO.</p>
<p>7.- MECANIZAÇÃO FECHO (2 CORTES).</p> <p>ACOPLAR SUPL. FRONTAL PARA 85 RI</p> <p>GIRAR SUPLEMENTO (POSICÃO ALTA 80PI, POSICÃO BAIXA 85 RI)</p>	

PORMENORES DE MONTAGEM


Janela de 2 folhas



120

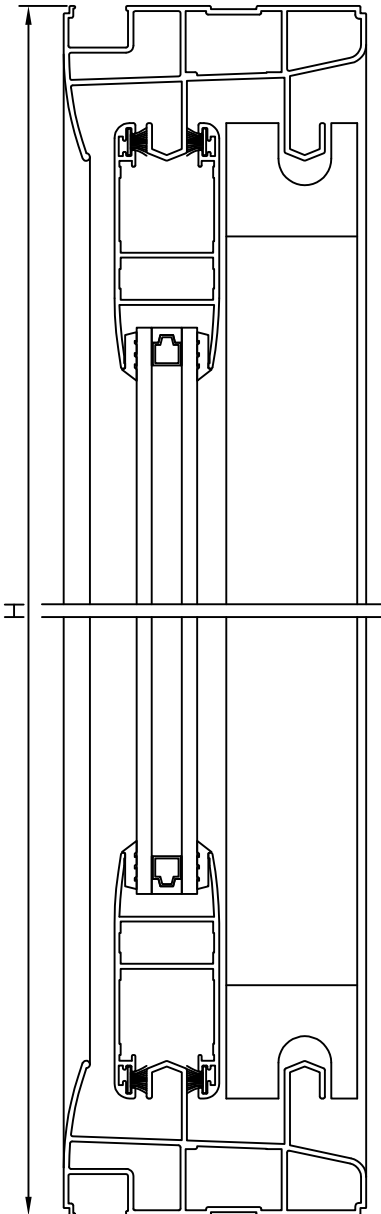
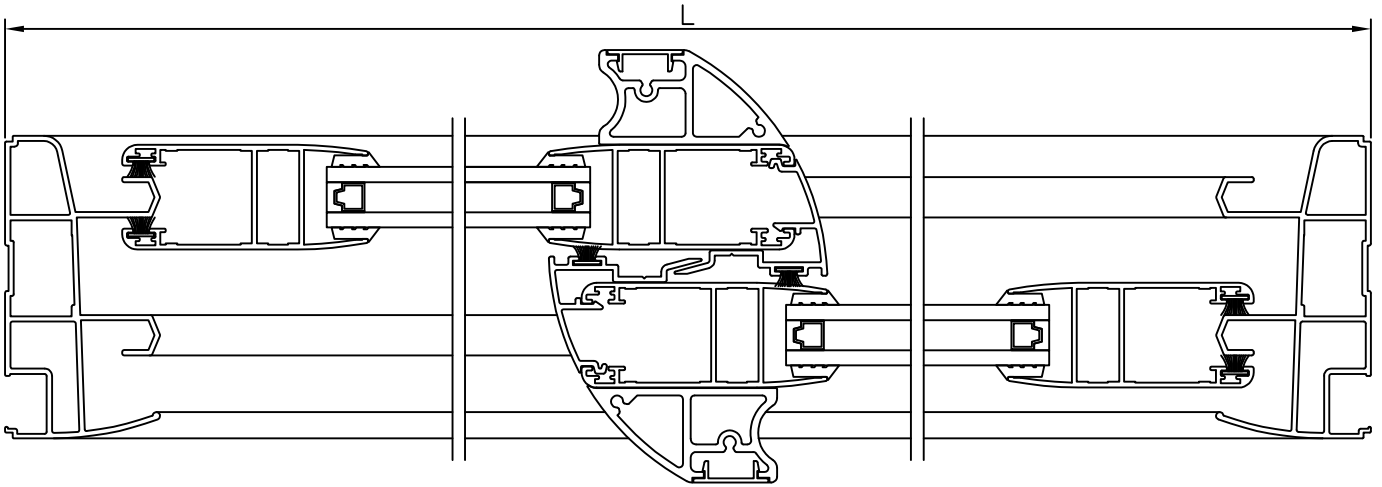
	Ref.	Descrição	Horizontal			Vertical		
			Corte	Quant.	Medida	Corte	Quant.	Medida
	80PI.3331	Fixo Perimetral		2	L		2	H
	80PI.3305	Móvel Perimetral		4	L/2 - 3		4	H - 62
	80PI.3339	Intersecção de Folhas					2	H - 142













Descrição	Quant.	Medida
Esquadro p/ Fixo	4	
Esquadro p/ Móvel	8	
Esquadro de Alinhamento	16	
Fecho Brio	2	
Gancho Lateral Fixo	2	
Gancho Lateral Móvel	2	
(Stop-Fine 7x7)	4	L
(Stop-Fine 7x7)	6	H
Rolamentos	4	



PORMENORES DE MONTAGEM


Janela de 2 folhas com reforço



	Ref.	Descrição	Horizontal			Vertical		
			Corte	Quant.	Medida	Corte	Quant.	Medida
	80PI.3331	Fixo Perimetral		2	L		2	H
	80PI.3305	Móvel Perimetral		4	L/2 - 3		4	H - 62
	80PI.3339	Intersecção de Folhas					2	H - 142
	80PI.3334	Reforço p/ Folha					2	H - 142
	85RI.2605	Tampa Reforço p/ Folha					2	H - 142

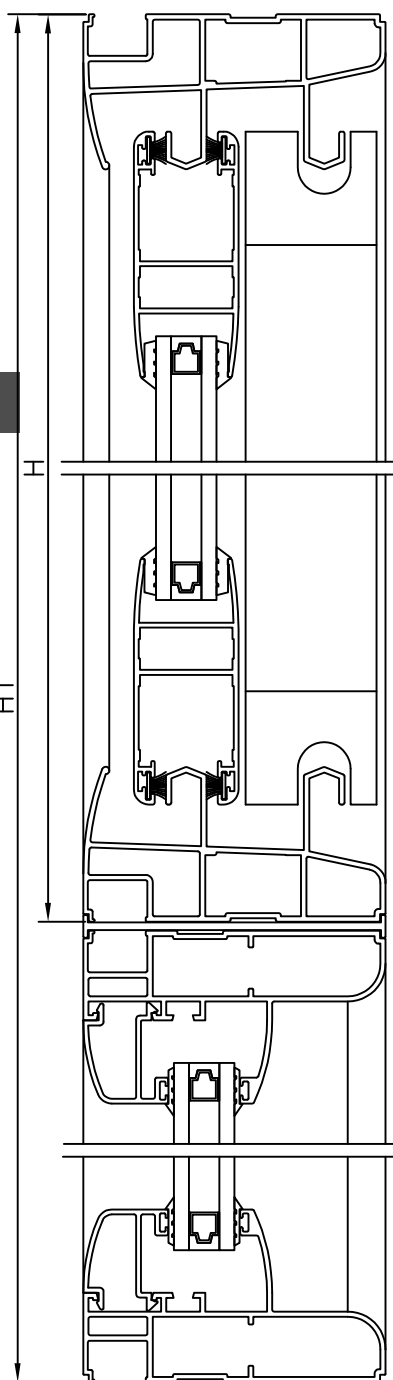
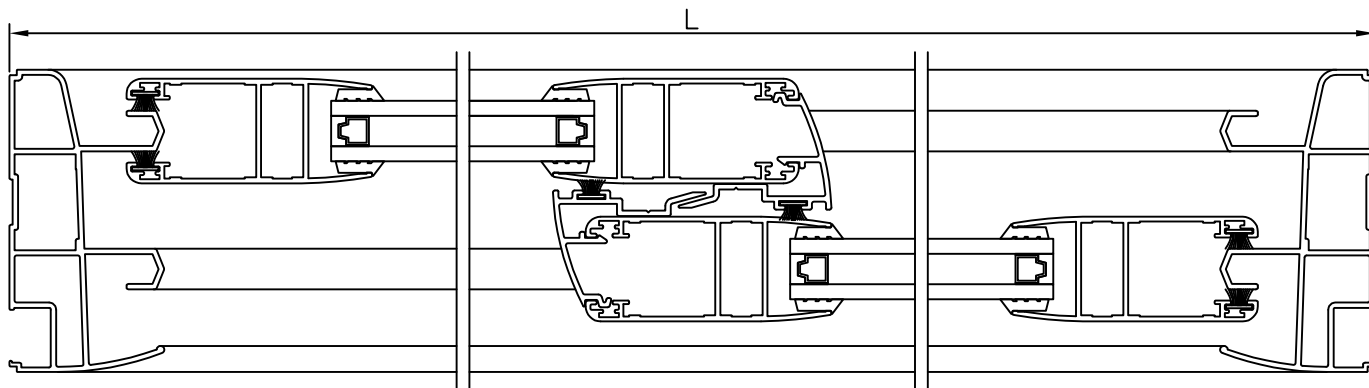
121

Descrição	Quant.	Medida
Esquadro p/ Fixo	4	
Esquadro p/ Móvel	8	
Esquadro de Alinhamento	16	
Fecho Brio	2	
Gancho Lateral Fixo	2	
Gancho Lateral Móvel	2	
(Stop-Fine 7x7)	4	L
(Stop-Fine 7x7)	6	H
Rolamentos	4	
Tampa Reforço p/ Folha	4	



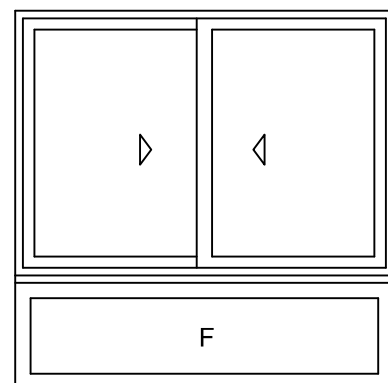
PORMENORES DE MONTAGEM

Janela de 2 folhas com fixo inferior



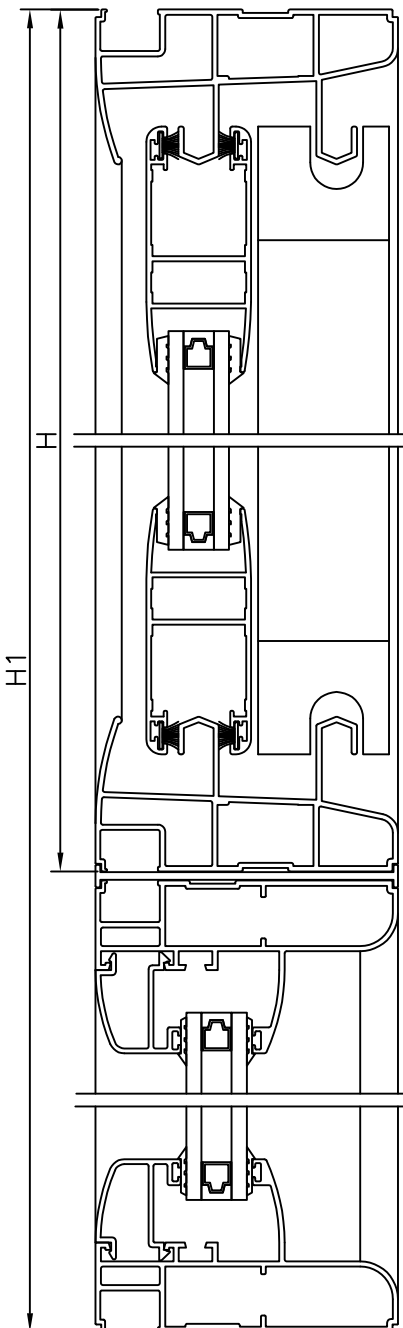
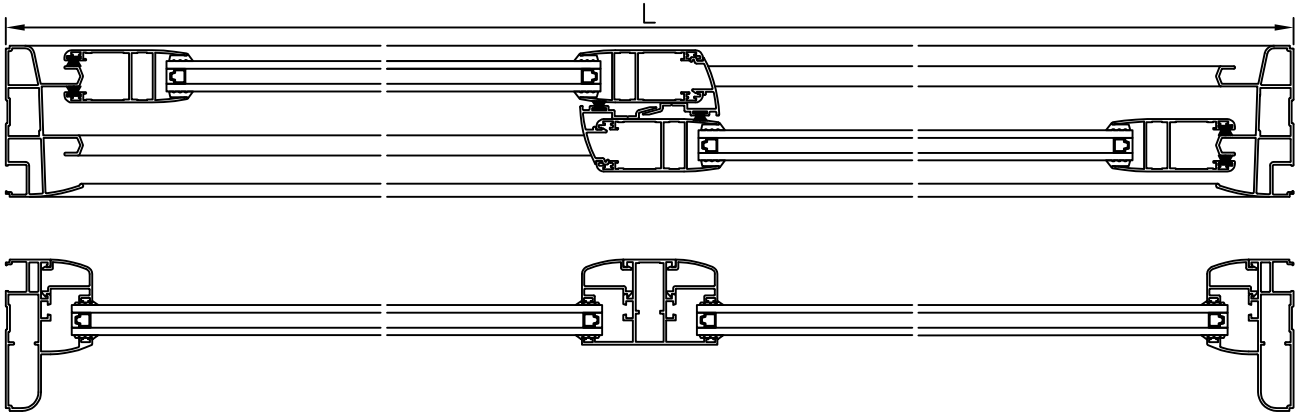
	Ref.	Descrição	Horizontal			Vertical		
			Corte	Quant.	Medida	Corte	Quant.	Medida
	80PI.3331	Fixo Perimetral		2	L		2	H
	80PI.3305	Móvel Perimetral		4	L/2 - 3		4	H - 62
	80PI.3339	Intersecção de Folhas					2	H - 142
	80PI.3332	Fixo Perimetral		2	L		2	(H1 - H)-2
	80PI.3310	União para Fixo		1	L			
		Bite (Corte Recto)		2	L - 48		2	(H1 - H)-94
		Bite (Corte a Esquadria)		2	L - 48		2	(H1 - H)-50

Descrição	Quant.	Medida
Esquadro p/ Fixo	8	
Esquadro p/ Móvel	8	
Esquadro de Alinhamento	16	
Fecho Brio	2	
Gancho Lateral Fixo	2	
Gancho Lateral Móvel	2	
(Stop-Fine 7x7)	4	L
(Stop-Fine 7x7)	6	H
Rolamentos	4	



PORMENORES DE MONTAGEM

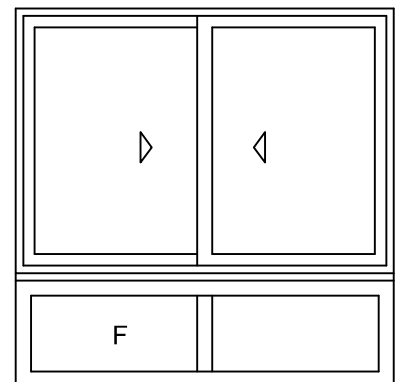
Janela de 2 folhas com fixo inferior separado



	Ref.	Descrição	Horizontal			Vertical		
			Corte	Quant.	Medida	Corte	Quant.	Medida
	80PI.3331	Fixo Perimetral		2	L		2	H
	80PI.3305	Móvel Perimetral		4	L/2 - 3		4	H - 62
	80PI.3339	Intersecção de Folhas					2	H - 142
	80PI.3332	Fixo Perimetral		2	L		2	(H1 - H)-2
	80PI.3310	União para Fixo		1	L			
	40I.2121	Travessa de Janela 40I					1	(H1-H)-40
		Bite (Corte Recto)		4	L/2 - 38		4	(H1 - H)-94
		Bite (Corte a Esquadria)		4	L/2 - 38		4	(H1 - H)-50

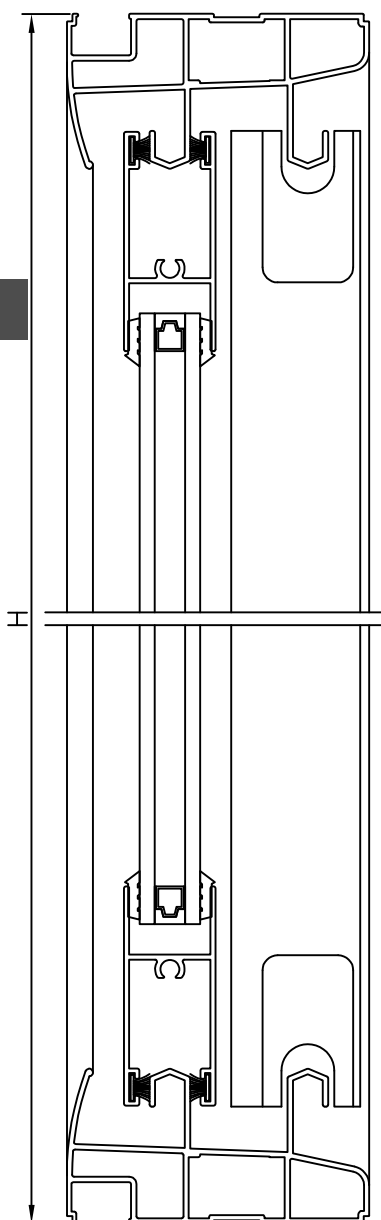
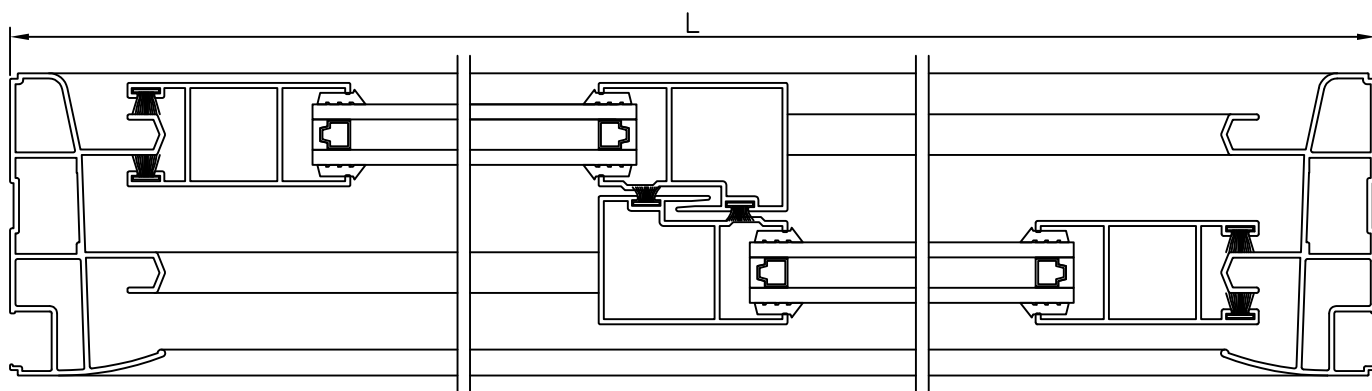
123

Descrição	Quant.	Medida
Esquadro p/ Fixo	8	
Esquadro p/ Móvel	8	
Esquadro de Alinhamento	16	
Fecho Brio	2	
Gancho Lateral Fixo	2	
Gancho Lateral Móvel	2	
(Stop-Fine 7x7)	4	L
(Stop-Fine 7x7)	6	H
Rolamentos	4	
União Pequena	2	



PORMENORES DE MONTAGEM

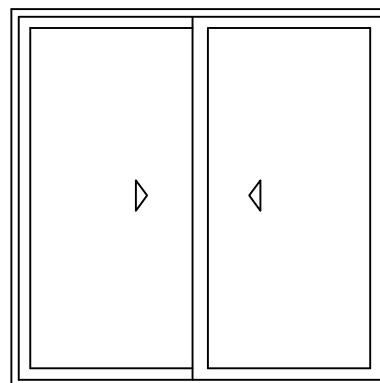
Janela de 2 folhas corte reto



124

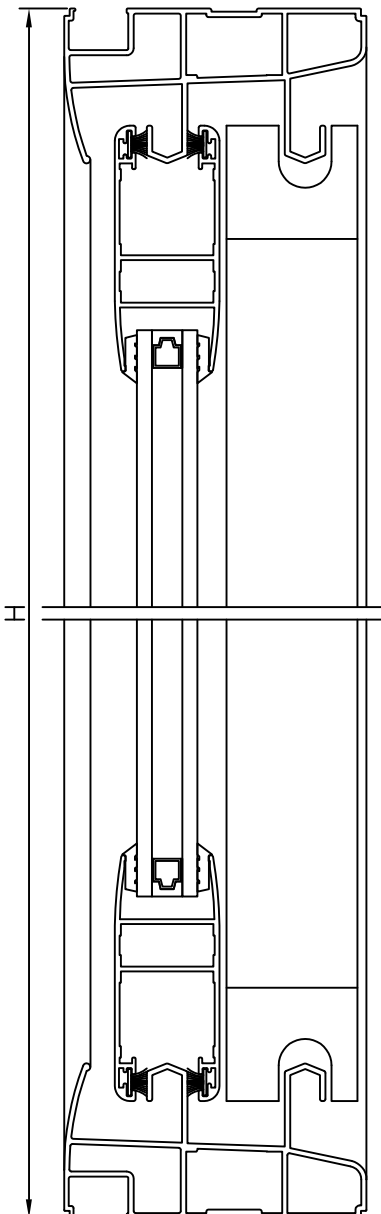
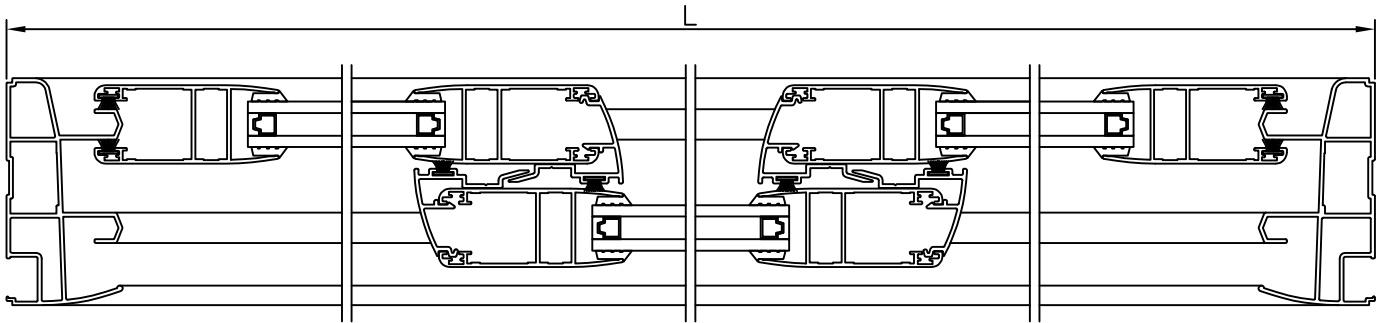
	Ref.	Descrição	Horizontal			Vertical		
			Corte	Quant.	Medida	Corte	Quant.	Medida
	80PI.3331	Fixo Perimetral		2	L		2	H
	80PI.3214	Móvel		4	L/2 - 24			
	80PI.3215	Móvel Lateral					2	H - 62
	80PI.3216	Móvel Central					2	H - 122









Descrição	Quant.	Medida
Esquadro p/ Fixo	4	
Fecho Brio	2	
Jogo de Tampas Móvel Central	2	
(7x9)	4	L
(7x9)	6	H
Rolamentos	4	



PORMENORES DE MONTAGEM

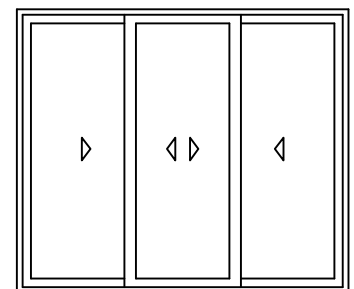
Janela de 2 folhas com carril duplo



	Ref.	Descrição	Horizontal			Vertical		
			Corte	Quant.	Medida	Corte	Quant.	Medida
	80PI.3331	Fixo Perimetral		2	L		2	H
	80PI.3305	Móvel Perimetral		6	$(L-62/3)+38$		6	H - 62
	80PI.3339	Intersecção de Folhas					4	H - 142

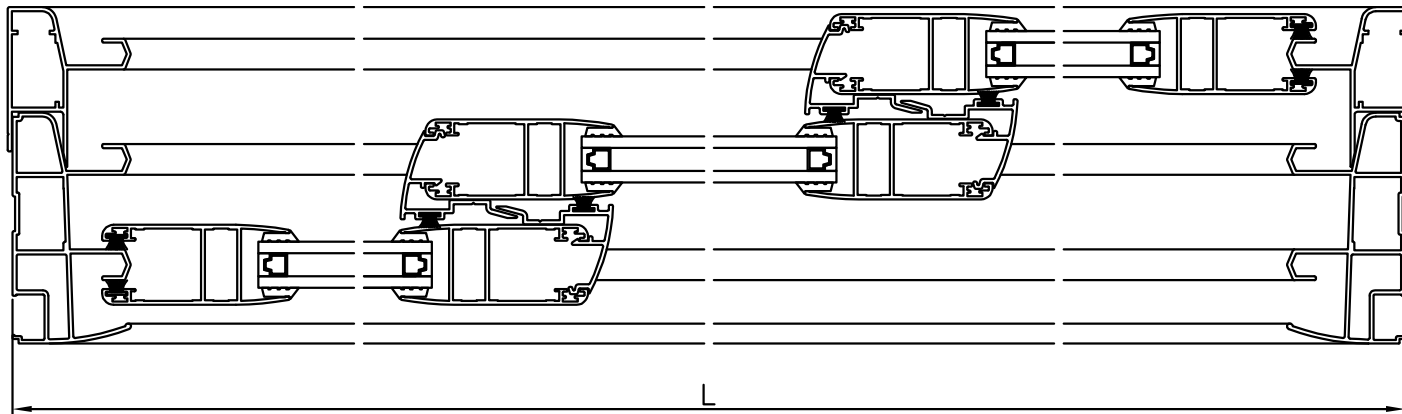
125

Descrição	Quant.	Medida
Esquadro p/ Fixo	4	
Esquadro p/ Móvel	12	
Esquadro de Alinhamento	24	
Fecho Brio	2	
Gancho Lateral Fixo	2	
Gancho Lateral Móvel	2	
Jogo de Tampas Móvel Central	4	
(Stop-Fine 7x7)	4	L
(Stop-Fine 7x7)	6	H
	4	
Rolamentos	6	

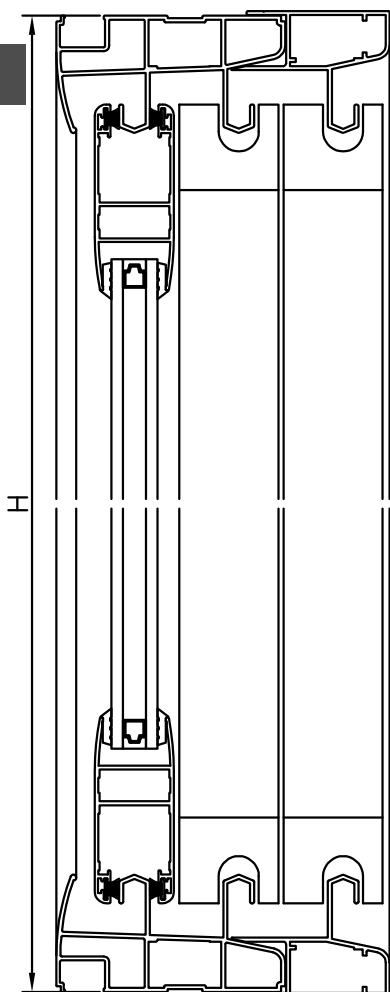


PORMENORES DE MONTAGEM

Janela de 2 folhas com carril triplo



126



	Ref.	Descrição	Horizontal			Vertical		
			Corte	Quant.	Medida	Corte	Quant.	Medida
	80PI.3331	Fixo Perimetral		2	L		2	H
	80PI.3341	Adaptador Carril Triplo		2	L + 4		2	H + 4
	80PI.3305	Móveis Laterais Móvel Central		4 2	(L-62/3)+28 (L-62/3)+56		6	H - 62
	80PI.3339	Intersecção de Folhas					4	H - 142

Descrição	Quant.	Medida
Esquadro p/ Fixo	8	
Esquadro p/ Móvel	12	
Esquadro de Alinhamento	24	
Fecho Brio	3	
Gancho Lateral Fixo	3	
Gancho Lateral Móvel	3	
Jogo de Tampas Móvel Central	4	
(Stop-Fine 7x7)	4	L
(Stop-Fine 7x7)	6	H
	4	
Rolamentos	6	

